

USE: Carriage for cantilever gates

TYPE: Carriage with 8 wheels, multiplate body

FIXING: Use 4 anchor bolts CG-348M16 or suitable plugs (both not supplied). For the dimensions of the concrete base, see the enclosed table.

MATERIAL: Electrogalvanised steel.

RECYCLING: Disposal as ferrous material in accordance with the current laws in the country of installation.

PARTS SUBJECT TO WEAR: Bearings and wheels.

IMPORTANT: The manufacturer reserves the right to modify the characteristics of the product as required without notice. The manufacturer declines any liability for even partial modifications to the product, and the declared performance values are valid only if the installation procedures are carried out by qualified personnel.

TECHNICAL CHARACTERISTICS				
		CGS-250.8M		
WEIGHT OF PART		4,9 Kg		
LOAD-BEARING CAPACITY (Max. weight on axis)		1200 Kgf		
MAINTENANCE FREQUENCY				
PRIVATE HOME	BUSINESS	WAREHOUSE	CONDOMINIUM <20 UNITS	CONDOMINIUM > 20 UNITS
2 YEAR*	2 YEAR *	1 YEAR *	6 MONTHS*	6 MONTHS *
Check the functionality and integrity of carriages.				
Clean lower area of contact between wheels and rail				
Make sure the carriages are integral with the concrete base				
*The scheme refers to a normal workplace (not marine or particularly aggressive environments).				

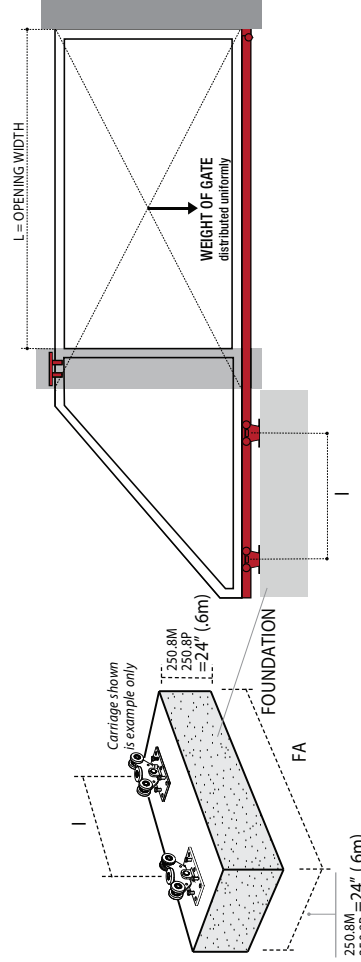
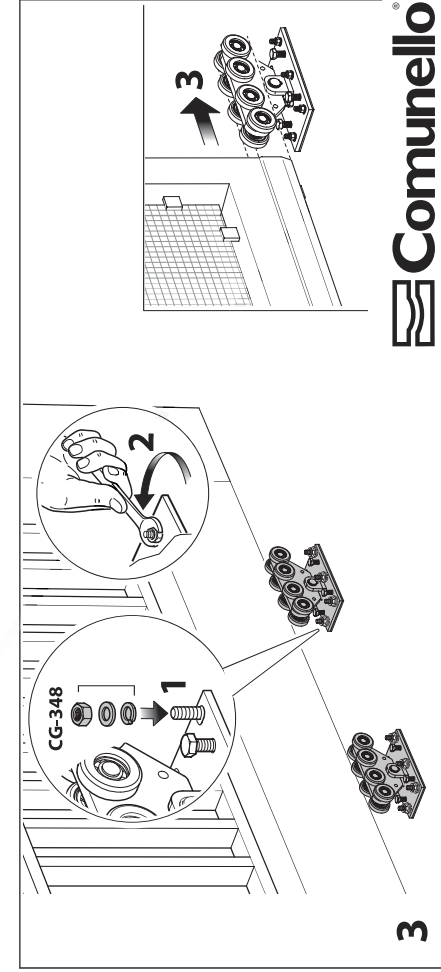
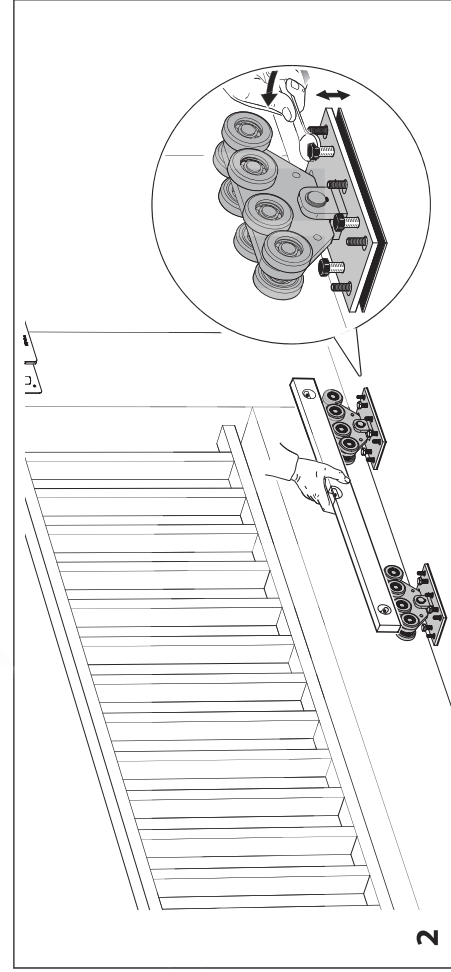
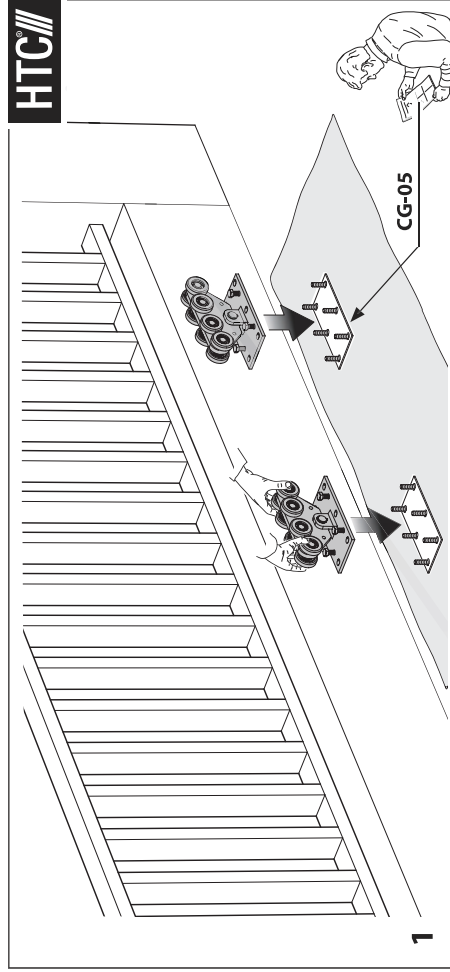
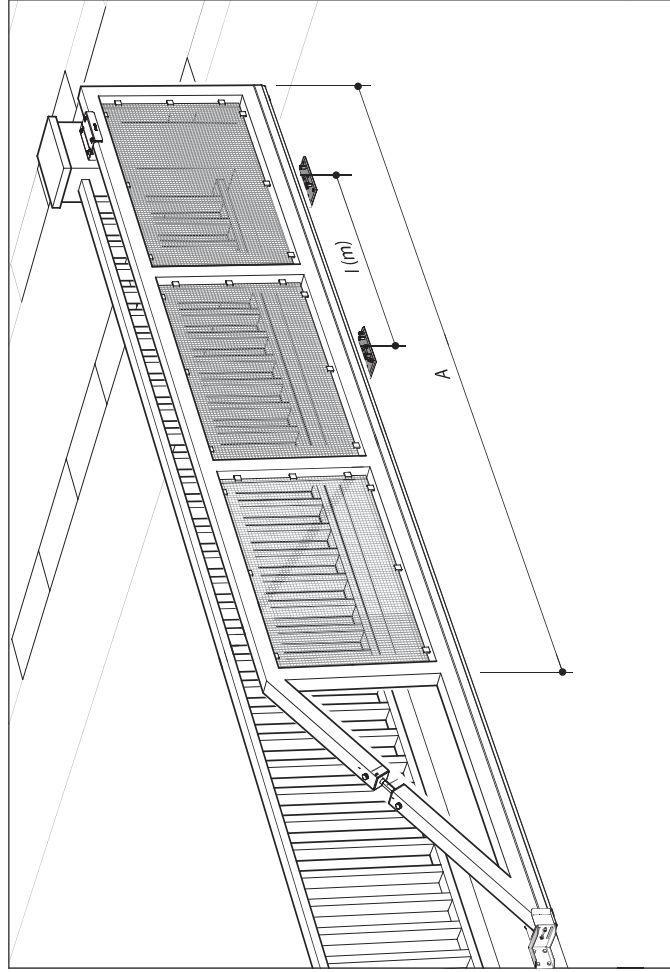
### CGS-250.8M - 8 wheel carriage, multiplate body

HEIGHT		BASE PLATE LENGTH		BASE PLATE WIDTH		AIR GAP (Grade to Bottom of Track)		FULL HEIGHT (Grade to Top of Track)		BOLT HOLE SIZE		BOLT HOLE SPACING (L) (Center-to-Center)		BOLT HOLE SPACING (W) (Center-to-Center)		CARRIAGE PLATE THICKNESS	
Inch	mm	Inch	mm	Inch	mm	Inch	mm	Inch	mm	Inch	mm	Inch	mm	Inch	mm	Inch	mm
5 3/16	132	7 1/16	180	5 15/16	150	2 5/8	67	5 5/16	135	1 5/16 x 5/8	24x17	4 15/16	126	3 15/16	100	3/8	10

**Illustrations not to scale and are for reference only. Imperial units shown are for reference only, use millimeters for most accurate sizes.**

All pictures, technical drawings and related specifications belong to Fratelli Comunello Spa and they are defended by rules of copyright.

All uses not expressly authorized will be legally prosecuted. Product specifications are subject to change without notice.



CGS 250.8 Mini (F <sub>max</sub> =950 Kg)									
L=2 m		L=2,5 m		L=3 m		L=3,5 m			
Weight (Kg)	FA (M)	I (M)	FA (M)	I (M)	FA (M)	I (M)	FA (M)	I (M)	
200	1,10	0,50	1,20	0,60	1,30	0,70	1,50	0,90	
250	1,30	0,70	1,40	0,80	1,50	0,90	1,80	1,20	
300	1,50	0,90	1,60	1,00	1,80	1,20	2,10	1,50	
350	1,70	1,10	1,90	1,30	2,10	1,50	2,50	1,90	