



# Industrial Grade Cord Reel Station

Get power where you need it!



## APPLICATIONS

- Engine block heaters for utility fleets, busses and more.
- Electric pallet jack charging
- Refrigeration vehicle operation
- Electric vehicle charging
- Indoor / outdoor

## FEATURES

- Available in a variety of lengths and custom configurations
- Weather resistant system
- Powder coated for durability
- NEMA 4X reels - maximum corrosive resistance
- GFCI protected
- Power indicator light
- Current indicator light
- Fully assembled & delivered to your site
- Lifting hook for easy installation
- 20 Amp rated cord reels

## OPTIONS

- Custom configurations
- Breakaway cables
- High amperage panel
- 120V or 240V available
- Power distribution/breaker panel
- Raised foundation/Jersey barrier mounting kit

Durable, tangle free, outdoor  
cord management system.



The Permanent Name in  
Temporary Lighting & Power



## Cord Reel Station Configurations

### FULLY CONFIGURABLE UNIT

KH Cord Reel Stations are fully customizable, allowing for the unit to provide power based on the unique specifications of any job site or application.

- Standard models include 4 reels but can be configured with 1-4 reels
- Mounted on a standard 6' or 3' pole, or for a raised foundation
- Jersey barrier mount kit also available
- Reels can be mounted at two tiered elevations on 6' pole
- Standard: NEMA 4X, UL

### CORD REEL FEATURES

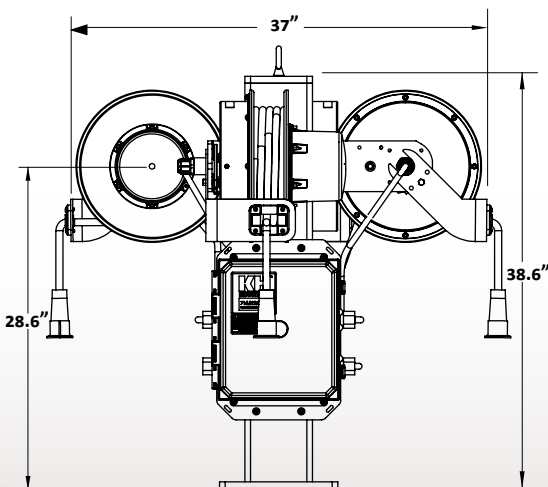
Heavy duty RTF Series retractable cord reels are designed for outdoor use in corrosive environments.

- 50' standard cord length
- Standard: NEMA 4X, UL, CSA
- Cord Type: SOOW Black
- Color: Safety yellow, black or white



*Custom built 4 x 2 cord reel station w/optional breakaway cables, load center (breaker panel) box w/GFCI, power & current indicator lights.*

### 3-Foot, 4x1 Cord Reel Station for Raised Foundation



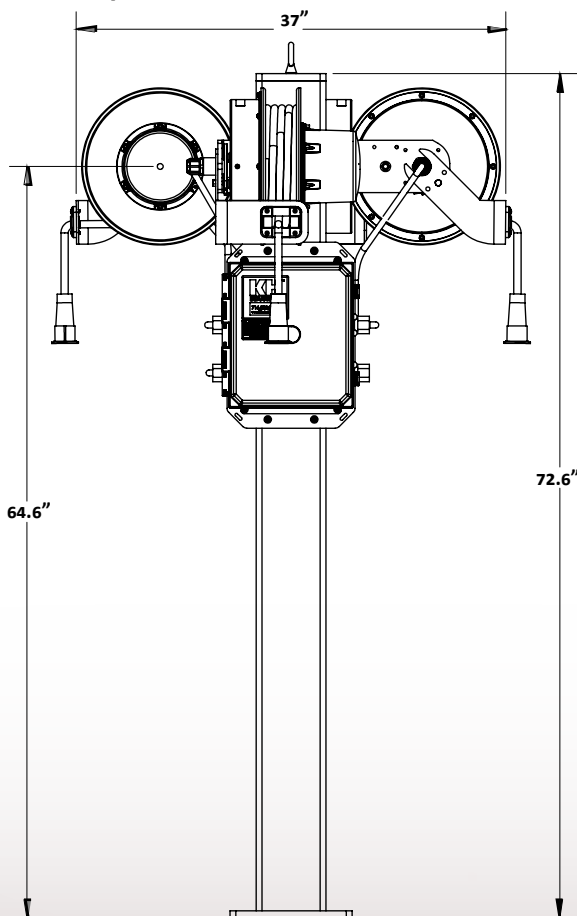
*Custom built 2 x 1 cord reel station*



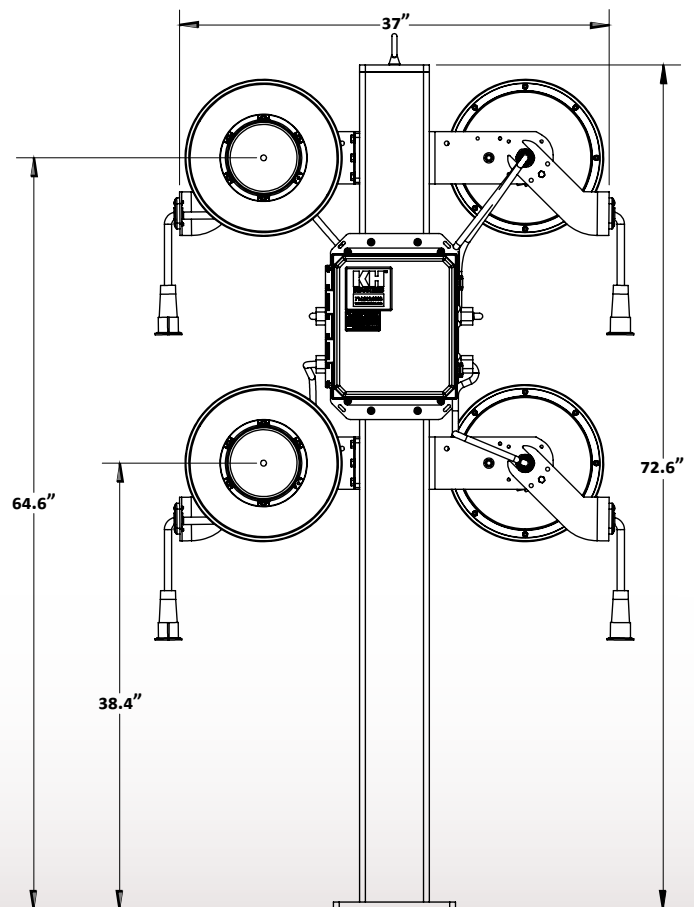
## Standard Cord Reel Station Configurations

# of Reels	Pole Height	Pole Configuration	Electrical Box Configuration	Reel - Cord Gauge	Product Payout End
4	6'	4 x 2 (4 reels on 2 tiered elevations)	Load Center w/GFCI (Breaker Panel)	12 AWG	NEMA 5-20R
			Junction Box w/GFCI		
	6'	4 x 1 (4 reels on 1 tiered elevation)	Load Center w/GFCI (Breaker Panel)		
			Junction Box w/GFCI		
	3'	4 x 1 (4 reels on 1 tiered elevation for raised foundation) <i>*Optional Jersey barrier mount kit available</i>	Load Center w/GFCI (Breaker Panel)		
			Junction Box w/GFCI		

**6-Foot, 4x1 Cord Reel Station**



**6-Foot, 4x2 Cord Reel Station**





**With a wide variety of applications and configurations - KH Cord Reel Stations bring power where you need it.**



Engine block heaters for school busses.

Engine block heaters for utility fleets.



3' Cord reel power station mounted with optional Jersey barrier mount kit.



Pallet jack charging

