

1. PRODUCT NAME

Pro Stick 75 (PS-75)

2. MANUFACTURER

PROFLEX® Products, Inc.
1603 Grove Ave
Haines City, FL 33844
Telephone: 863-937-9623
Toll Free: 877-577-6353
Fax: 863-937-9624
Internet: www.proflex.us



3. PRODUCT DESCRIPTION

PROFLEX® PS-75 Pressure Sensitive is a premium acrylic emulsion that combines the excellent performance of a pressure sensitive adhesive with environmental safety characteristics. PS-75 is releasable, non-flammable, non-hazardous and water resistant. It provides a strong, long lasting bond. PS-75 is designed for the installation of dimensionally stable vinyl-backed carpet tiles, matrix backed carpet tiles and vinyl tile & plank in a releasable application. This adhesive can also be used to install cushions to recommended substrates in double glue down applications. Due to its pressure sensitive characteristics, PS-75 eliminates concern about installing a non-porous backed floor coverings over a non-porous substrate.

Uses

PS-75 is designed for the installation of dimensionally stable vinyl-backed carpet tiles and vinyl tile & plank in a releasable application. This adhesive can also be used to install cushions to recommended substrates in double glue down applications. Due to its pressure sensitive characteristics, PS-75 eliminates concern about installing a non-porous backed floor coverings over a non-porous substrate.

Limitations and Cautions

Not for use with PROFLEX® Elastomeric Membranes and PROFLEX® RCU Underlayments.

Features

- Can be used for LVT, LVP, and Vinyl Backed Carpet Tile
- Provides a strong, long-lasting bond
- Low VOC
- LEED Compliant
- Suitable for use over non-porous substrates & floor coverings.
- Adhesive does not promote mold or mildew

Suitable Surfaces

- PROFLEX® Sound Control Underlayments (RR-100, LV-100 Underlayments)
- Concrete
- Portland Based Underlayments
- Properly Prepared Gypsum
- APA Approved Plywood
- Terrazzo
- Fiber Cement Underlayment
- Radiant Heated Subfloors
- Properly Prepared VCT (Single Layer)
- Properly Prepared Sheet Vinyl (Single Layer, fully adhered).

Packaging

4 Gallon Container, 48 Containers per Pallet

4. TECHNICAL DATA

LEED CONTRIBUTIONS:

E.Q. 4.1: Low-Emitting Materials: Adhesives & Sealants

E.Q. 4.3: Low-Emitting Materials: Carpet Systems

M.R. 5.1 Regional Material: 10% Extracted Processed and Manufactured Regionally

M.R. 5.2 Regional Material: 20% Extracted Processed and Manufactured Regionally

*LEED points are based on all materials used on a project.

PROFLEX PS-75 also qualifies for the Carpet & Rug Institute's Green Label Plus Program. This is a third party certification with the most stringent VOC regulations in the country. It also qualifies for Floor Score Certification.

5. INSTALLATION

Sub-Floor Preparation

PS-75 can be used over all grade levels of concrete in the absence of excessive moisture and alkalinity. Moisture tests are required on all concrete sub-floors regardless of grade level if the concrete is freshly poured or is classified as an older slab. Moisture testing should be performed by ASTM F1869 Calcium Chloride Tests with moisture levels not to exceed Five (5) pounds per Twenty-Four (24) hours per one thousand (1000) square feet or ASTM F2170 In Situ Relative Humidity Test with moisture levels not to exceed eighty (80) percent on existing slabs. New Construction Projects, or Green slabs can have a Moisture Vapor Emission Rate per ASTM F1869 of up to Eight (8) pounds per Twenty-Four (24) hours per one thousand (1000) square feet or 90% when tested in accordance with ASTM F-2170. Please contact technical services for additional information with regards to these tests and results.

DIRECTIONS:

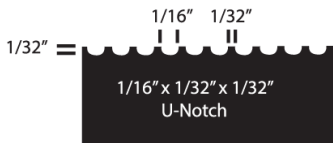


VINYL TILE/PLANK / CARPET TILE

1. Refer to all manufacturer's recommendations prior to installation to determine suitability of all materials to be used, approved substrates, sub-floor preparation, etc.
2. Sub-floor must be clean, dry, smooth and free of any contamination, which may interfere with the adhesive bond.
3. Where subfloor is extremely porous, adhesive absorption may be in question, therefore it is recommended that the subfloor be primed with PROFLEX SP-1 Primer.
4. Refer to all floor-covering manufacturer's recommendations regarding layout, cutting, seaming and maintenance.
5. Spread adhesive using the recommended trowel. Use the dry installation method in "tile over tile" applications and for situations requiring a releasable installation. (carpet tile, double stick). If carpet tiles are installed "wet", a permanent bond may result.
6. Roll floor covering as per manufacturer's recommendations.
7. Do not wet clean floor covering for a minimum of 14 days. This will allow the adhesive to properly cure.
8. Once adhesive turns clear, floor covering must be placed within 2-4 hours MAXIMUM for carpet tiles and within 2 hours for vinyl plank.

CUSHION-BACKED VINYL / SMOOTH-BACKED CARPET TILE:

For a releasable installation apply the adhesive to the substrate using a 3/8" short nap roller in a full spread installation (250-300 sf/gal spread rate). Do not apply adhesive in a perimeter installation. Allow the adhesive to set dry with no transfer to the finger, tacky condition before installing sheet vinyl.

Coverage Chart

| Flooring | Trowel | Estimated Spread Rate |
|----------------------------------------------------------------------------------------------------|-------------------------------------------------------------------------------------|--------------------------------------------------------------------------------------------------------------------------------|
| Vinyl Backed Carpet Tile / Non PVC Carpet Tile |  | 250 - 300 sf/gallon 27 - 33 sq/yards per gallon |
| Cushion-Backed or Fiber Glossed-Backed Sheet Vinyl / Smooth Backed or Non PVC Carpet Tile |  | 250 - 300 sf/gallon 27 - 35 sq/yards per gallon <i>(If recommended spread rate is exceeded a loss of bond may occur)</i> |
| Vinyl Tile & Plank |  | 150 - 200 sf/gallon 16 - 22 sq/yards per gallon |

Limitations and Cautions

1. Refer to flooring manufacturer for recommendation.
2. For Interior installations only.
3. Do not install over adhesive residue including cutback.
4. Do not install when MVER is over 5lbs per 1,000 sf per 24 hours, per ASTM F1869 or ASTM F2170 In Situ Relative Humidity Test with moisture levels not to exceed eighty (80) percent on existing slabs.

5. Do not install when MVER is over 8lbs per 1,000 sf per 24 hours, per ASTM F1869 or ASTM F2170 In Situ Relative Humidity Test with moisture levels not to exceed ninety (90) percent on new construction projects or green slabs.
6. Do not install when relative humidity is over 90%, per ASTM F2170.
7. Do not install when ambient temperature is not between 60°F & 95°F.
8. Do not install when ambient relative humidity is above 65%.
9. The dimensional stability of some vinyl flooring products is very sensitive to fluctuations in ambient environment conditions. PROFLEX Products, Inc. is not responsible for installation issues caused by dimensional changes in flooring.
10. It is the sole responsibility of the installer to determine the suitability and compatibility of the adhesive for the user's intended use.

Not for use with PROFLEX® Elastomeric Membranes. In addition to these instructions, Installers shall refer to the most current RFCI (Resilient Floor Covering Institute) installation practices finished flooring manufacturer's instructions. Protect product from freezing, and do not install during freeze-thaw conditions.

Caution

Eye irritant. Avoid contact with eyes. Wear protective clothing and eyewear while using. If product gets in eyes, flush with water for 20 minutes and then seek immediate medical attention. Keep out of reach from children and pets.

Clean-up

Use water for wet adhesive clean up on tile and tools. Use Mineral Spirits cleaner for dried adhesive.

CAUTION: Mineral Spirits are flammable. Read and follow all precautions on container label.

6. AVAILABILITY

PROFLEX® Products are available nationwide.

To locate PROFLEX® products in your area, please contact:

Phone: 877-577-6353

Website: www.proflex.us

7. WARRANTY

PROFLEX® Products, Inc. offers a limited warranty for this product when used in accordance with printed specifications. A copy of the limited warranty can be obtained by calling technical services at 877-577-6353 or visiting www.proflex.us

8. MAINTENANCE

None required, but installation performance and durability may depend on properly maintaining products supplied by other manufacturers.

9. TECHNICAL SERVICES

Technical assistance

Information is available by calling the Technical Support

Toll Free: 877-577-6353

Fax: 863-937-9624

Technical and safety literature: To acquire technical and safety literature, please visit our website www.proflex.us

10. FILING SYSTEM

Division 9