

# POCKETING SLIDING GLASS DOOR SYSTEMS



## Maximize any opening with doors that vanish into the wall

A Pocketing Sliding Glass Door System is the ideal solution to maximize the allowable walk-through space of any opening, by tucking the door panels into a pocket within a wall. Depending on the configuration, the doors can be stored into one or both jambs. Even when the doors are closed, you can still enjoy expansive views while being protected from the elements. The doors not only create a barrier between the indoors and outdoors, but also can be utilized between two interior spaces. Motorization options, countless configurations, and gigantic panel sizes make our Pocketing Sliding Glass Doors a flexible design element that complements any space. Pet and insect screen systems can also be integrated into the design to keep insects where they belong — outside!

## FEATURES

### PANELS

- Motorized panels and screens possible with wireless remote, keypad, motion sensor, or infrared sensor controls available
- LEED friendly system including recycled content
- Designed and manufactured in the U.S.A.

### PERFORMANCE:

- Weather tight jamb interlock provides outstanding air and water performance

### GLAZING:

- Designed to accommodate almost any glazing infill including glass and solid-panel infills from 1/4" to 1 3/8"

### HARDWARE

- Custom manufactured operable hardware
- Multiple hardware styles and finishes
- Multiple sill designs, including high performance sill
- Polymer and stainless steel rollers with precision bearings
  - 3" rollers for minimum panel width of 32"
  - 1 13/16" rollers for minimum panel width of 22"
- Smaller panels may be available upon engineering approval

## OPTIONS

### FINISHES:

- Standard AAMA 2603 paint finishes: Black, White, Sandstone, Natural Clay, Bronze and Hartford Green
- AAMA 611 Class I anodized finishes: Clear, Dark Bronze
- Standard AAMA 2605 powder coat finishes: Black, White, Sandstone, Natural Clay, Bronze and Hartford Green
- Premium AAMA powder coat finishes
- Custom finishes:
  - Fluoropolymer (50% or 70%): AAMA 2605
  - Faux wood (Decoral)

### OPTIONS:

- Matching fixed sidelites
- Transoms possible on a project-by-project basis
- Screen options: folding, sliding, retractable
- Mullions, decorative muntins, simulated divided lites (SDLs), interior & exterior grids
- No post 90° corners possible
- Factory installed sill drain tubes, if required

HARDWARE

Handles


STANDARD

Ergonomic



STANDARD RECESSED

Recessed Flush Lock



PULLS

GeoMetek



BandWidth



POCKET DOOR

Edge Pull



COASTAL RECESSED

Recessed Thumb Turn



Rollers



\*Additional charges will apply.

**Please Note:** All hardware is subject to vendor availability. Custom finishes may be available upon request at additional lead time and/or cost. Solar Innovations® reserves the right to discontinue any hardware option at any time. Please be sure to visit our website for additional product information: [www.solarinnovations.com](http://www.solarinnovations.com)

FINISH OPTIONS

**Paint** AAMA 2603 (5 year warranty). Finishes available while in stock.



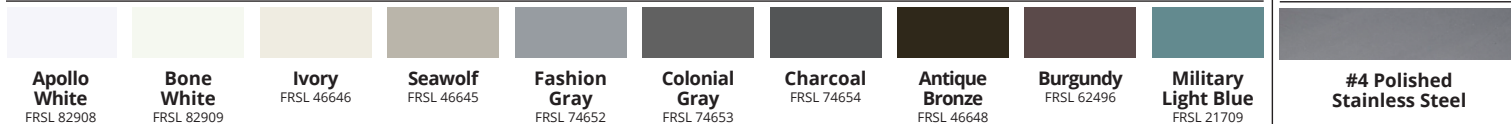
**Anodized** Additional cost



**Powder Coat Solids** STANDARD - AAMA 2605 (10 year; up to 20 year warranty). Scratch & fade resistant; contains no VOCs.\*




**Powder Coat Solids** PREMIUM - AAMA 2605 (10 year; up to 20 year warranty). Scratch & fade resistant; contains no VOCs.\*



**Metal Clad** STANDARD\*

Visit <https://www.ifsc coatings.com/content/assets/Uploads/brochures/IFS-Architectural-Digital-Color-Card.pdf> for additional metallic and anodic finishes.

Decoral Finishes (Powder Coat)\*



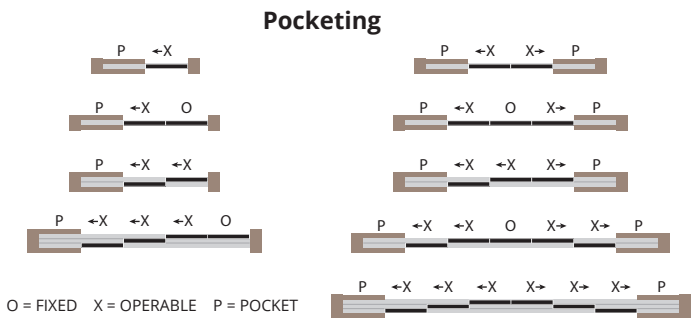
\*Lead times subject to availability.

**Note:** Depending upon color selection, additional charges and increased lead times may apply. Extended warranties and service plans are available for an additional charge. Examples are shown as accurate as photography and printing processes allow. Final finish selection should be made from a physical sample; contact Solar Innovations® for samples. Product and finish options are subject to vendor availability. Solar Innovations® reserves the right to discontinue any option at any time without notice. Additional options, including custom color match, are available; contact Solar Innovations® for details.

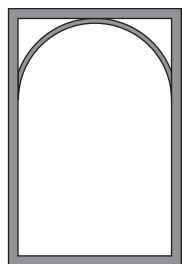


# CONFIGURATIONS

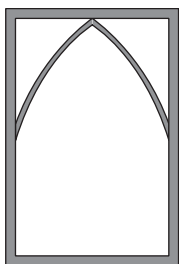
Additional configurations are available.




# GRID OPTIONS




Arched Grid



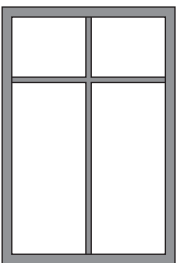
Gothic Grid



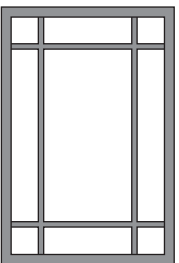
Double Gothic Grid



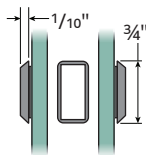
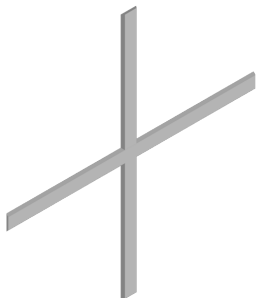
Traditional Grid



Cross Grid



English Grid



Thin Low Profile with SDL



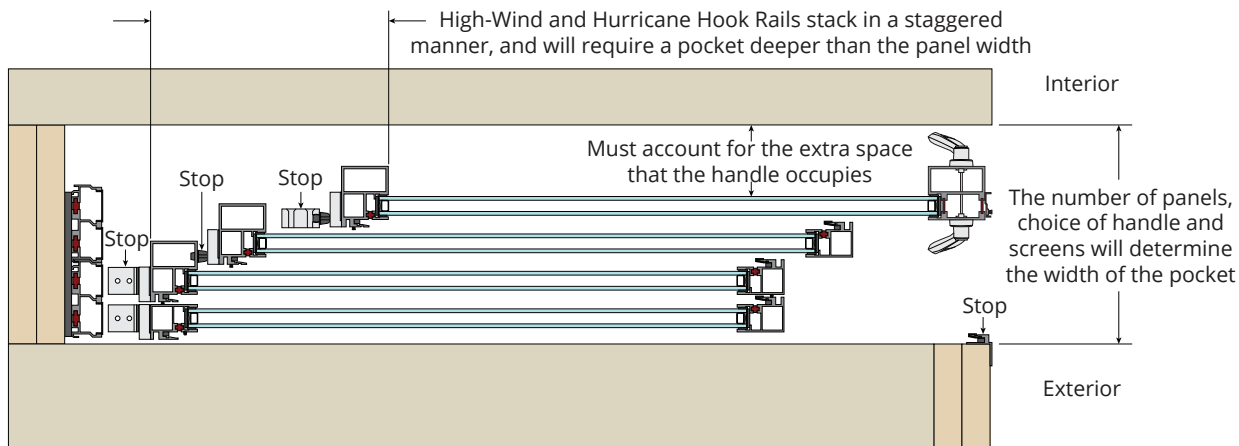
To find out more about the features and options of our Sliding Glass Doors, visit our website at [solarinnovations.com/our-products/aluminum-doors/sliding-glass-doors/](https://solarinnovations.com/our-products/aluminum-doors/sliding-glass-doors/) or contact one of our sales designers at 800 618 0669.

# PLANNING FOR A POCKETING SLIDING GLASS DOOR

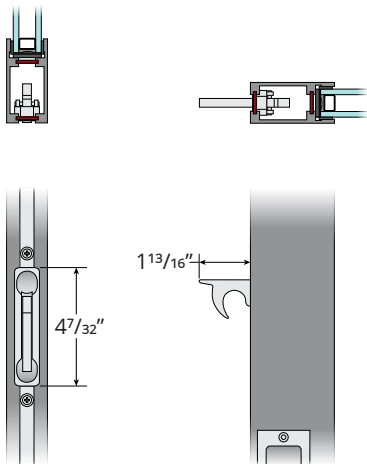


## Designing the Pocket

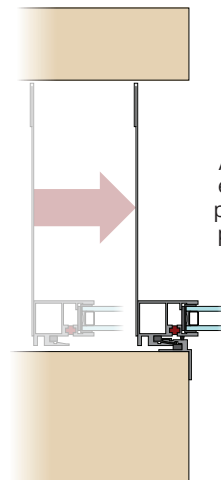
A Pocketing Sliding Glass Door will stack and store evenly only when it is designed with standard rails and recessed handles. When other handle types and/or high-wind or hurricane rails are used, there are other requirements to consider when designing the pocket in your wall:



## Edge Pull Details

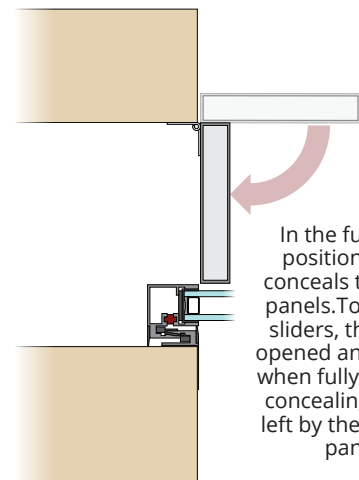


## Pocket Concealment Options



Moving Panel

As the last panel is extended from the pocket, an attached panel moves along with it, closing the pocket.



Pocket Door

In the fully open position, a door conceals the stored panels. To close the sliders, the door is opened and reclosed when fully extended, concealing the void left by the extended panels.



# G2 POCKETING SLIDING GLASS DOORS



## G2 System

The G2 Pocketing Sliding Glass Door System is ideal for any commercial or residential entryway. For exterior applications, the frame can incorporate thermal breaks, that greatly reduce the heat and cold transfer from the exterior to the interior. For ease of use, our system can be motorized and even be controlled by a smart phone.

## G2 Impact System

For coastal applications, our systems can be designed with high-performance sills or hurricane hook rails and/or laminated glazing that will protect your home in extreme conditions. Impact and Non-Impact sliding doors will utilize a non-thermal perimeter frame.

## G2 STC Rated System

The G2 STC-rated Pocketing Sliding Glass Door System is ideal for any application that has Sound Transmission Class (STC) requirements. Though acoustic values are typically specific to the glazing selection, the construction of the frame can greatly influence the acoustical performance. The G2 STC-rated system combines enhanced acoustical performance, superior thermal performance, and outstanding functionality.

PLEASE NOTE: Any variation in configuration, sill, or size from tested standards will need to be tested to confirm STC rating.

Florida Impact Performance Test #110-10818-2						
Panel Size	# of Panels	Design Pressure	Certification	Air at 1.57psf	Water	Glass Selection
60.5"W x 96"H	Unlimited	±65psf	FL 16028.2	0.14 CFM/FT²	12.0psf* (Based on water column)	Monolithic 7/16" HS (3/16" over 3/16" .090 SGP Inner Layer) 1 1/16" IGU (3/16" Tempered over 7/16" Annealed Laminare (.090 SGP)

\* Testing and performance results may vary depending upon sill, size, and hardware selections. Please be sure to visit our website or contact your Solar Innovations® representative for additional product information.

G2 STC Rated System Acoustical Testing				
Test Report	Glazing Thickness	Glazing Makeup	STC	OITC
F3159.01	1"	¼" Tempered Exterior, ½" Air Space, ¼" Annealed Laminated Interior	33	29

## Panels

- Minimum panel size: 22" wide; smaller panels may be available upon engineering approval
- Maximum panel size up to 6' x 10'; larger panel options may be available depending on application
- Motorized panels available

## Glazing

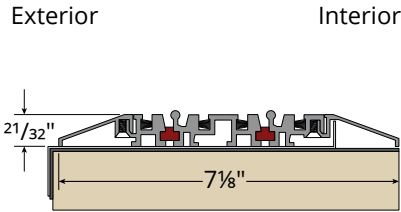
- Designed to accommodate almost any monolithic, insulated, laminated, decorative, polycarbonate, or solid panel infill from ¼" to 1 1/16"

## Performance

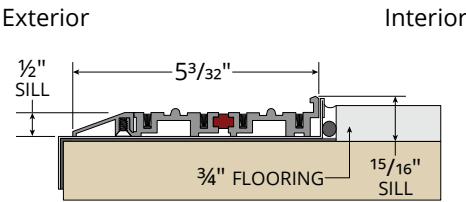
- Water performance up to 12psf, depending on sill choice, configuration, and water column
- Higher design pressure ratings available with engineering approval
- Test results available upon request

# Sill Options

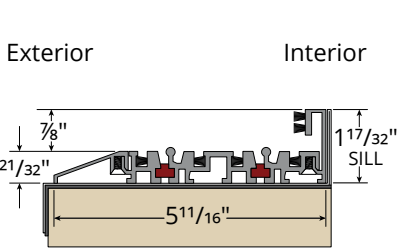
## THERMALLY IMPROVED



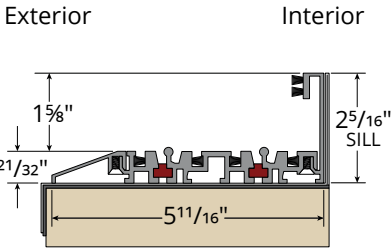
**G2 Sliding Thermal Sill — 5/8" Flat Sill With No Up Leg**  
Limited/no expected field water performance



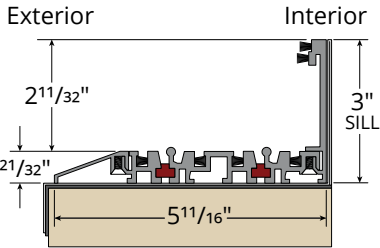
**G2 ADA Sill with Interior Flooring**  
1-1.5PSF expected field water performance  
ADA Compliant\*



**G2 Sliding Thermal Sill — 1 17/32" Up Leg**  
4.5PSF expected field water performance



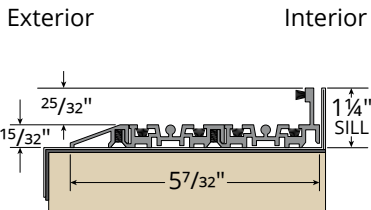
**G2 Sliding Thermal Sill — 2 5/16" Up Leg**  
8.4PSF expected field water performance



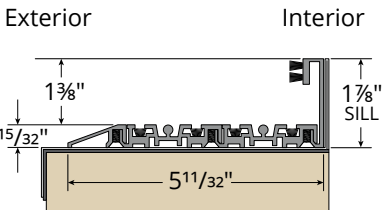
**G2 Sliding Thermal Sill — 3" Up Leg**  
12PSF expected field water performance

\* Custom order; subject to availability. Only available in Class 1 Clear Anodized finish.

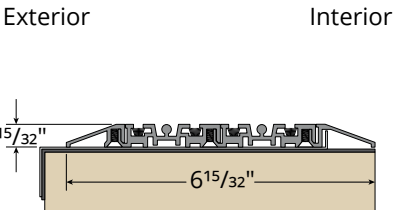
## NON-THERMAL



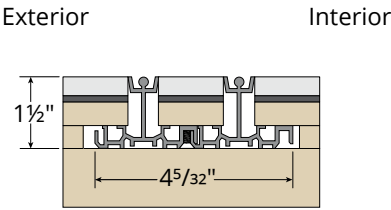
**G2 Sliding Non-Thermal Sill — 1 1/4" Integrated Up Leg**  
4.0PSF expected field water performance  
Hurricane certified



**G2 Sliding Non-Thermal Sill — 1 7/8" Up Leg**  
7.1PSF expected field water performance  
Hurricane certified



**G2 Sliding Non-Thermal Sill — 1/2" Flat Sill With No Up Leg**  
Limited/no expected field water performance  
ADA compliant

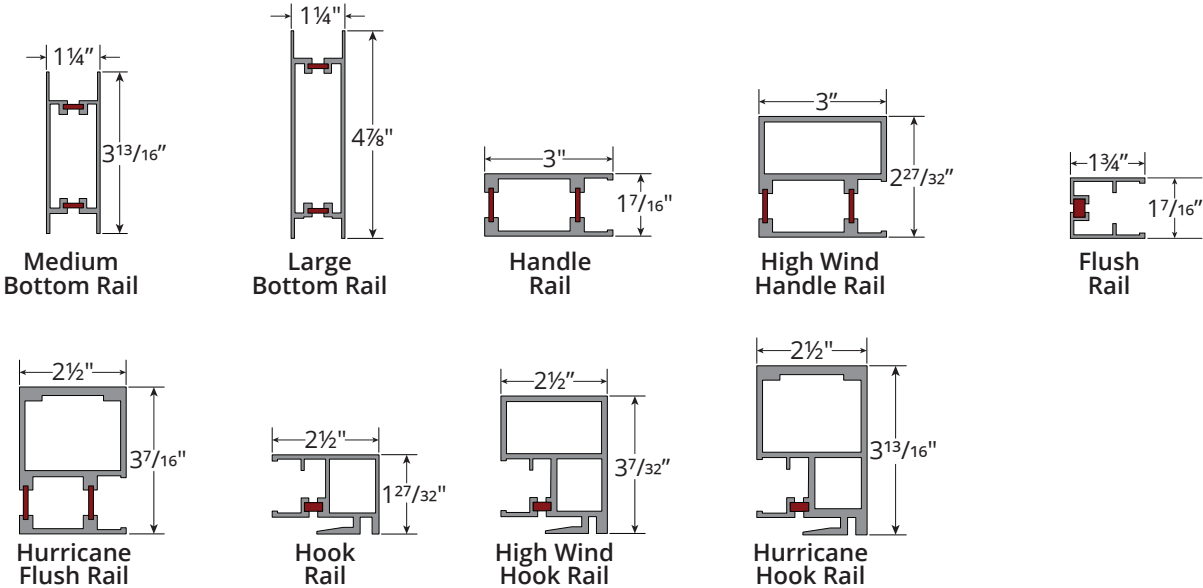


**G2 Sliding Non-Thermal Tile Sill**  
Limited/no expected field water performance  
Interior applications only  
ADA compliant

Please note: only standard sill and up leg options are shown. Other variations are available upon request.

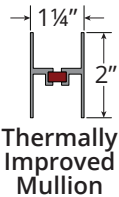
# Vertical & Horizontal Rail Options

## THERMALLY IMPROVED



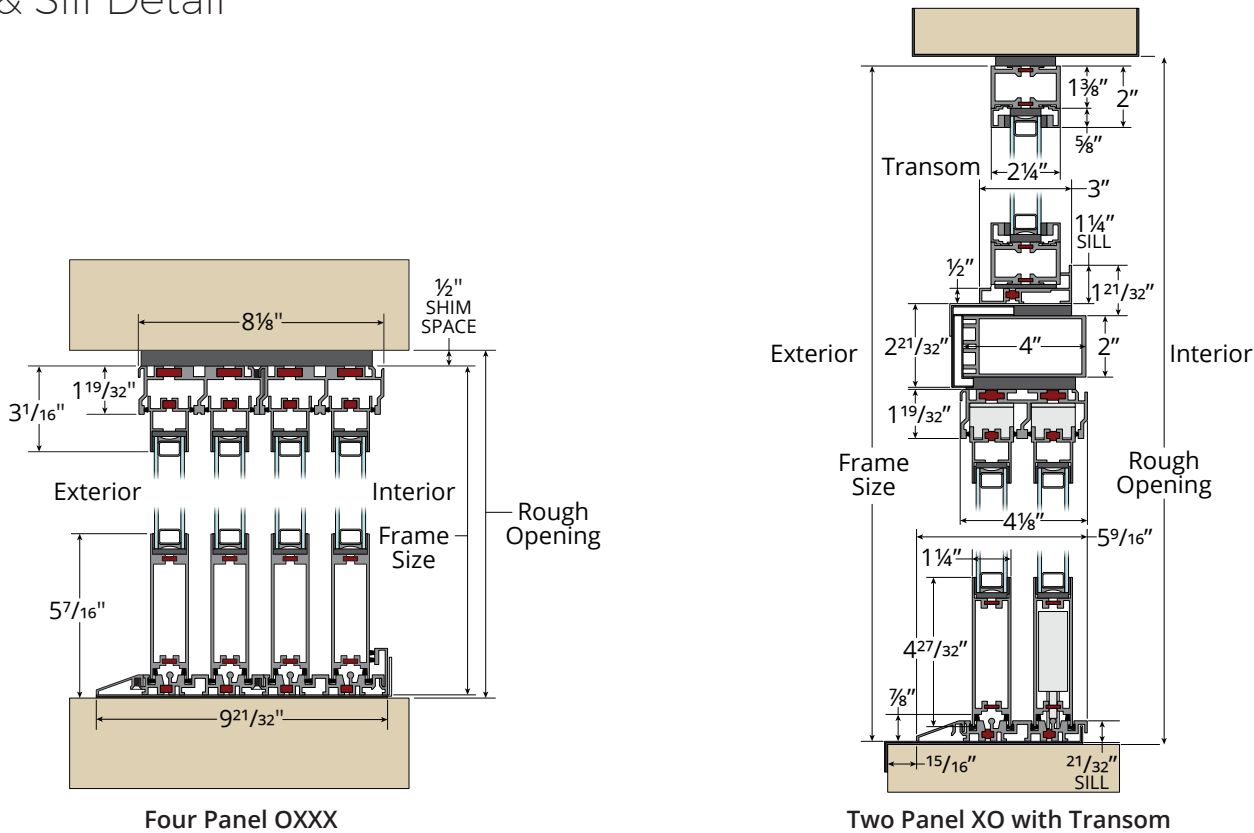
# Mullions

(True Divided Lites)



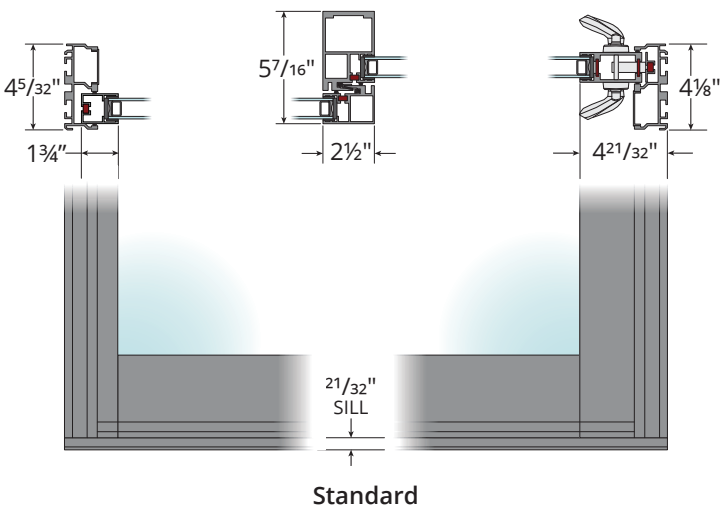
\* Available upon request.

# Head & Sill Detail

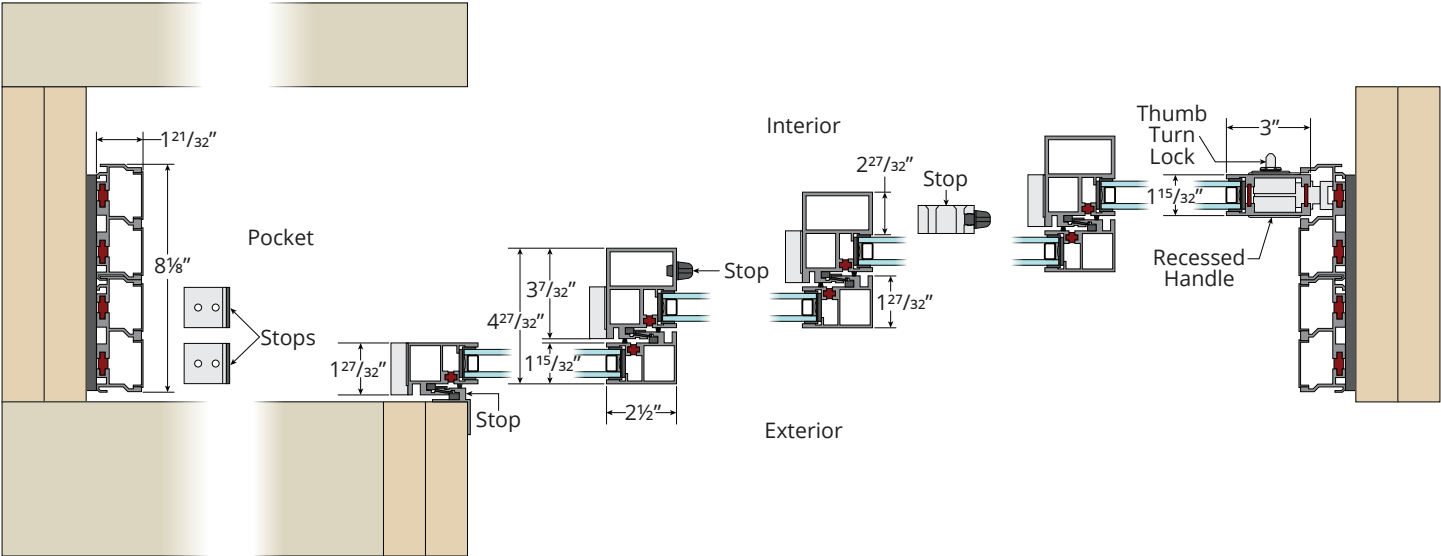


Note: Sliding Doors with a header by Solar Innovations are available on a project-by-project basis.

# Jamb & Elevation Details



# Typical Configuration





# G3 POCKETING SLIDING GLASS DOORS



## G3 System

The G3 Pocketing Sliding Glass Door System features all of the characteristics of our G2 system, but incorporates a stronger frame, which allows for a thicker glazing infill. This system also allows for higher wind loads and greater deflection, making for a stronger frame than its G2 counterpart.

## G3 Impact System

For coastal applications, our systems can be designed with high-performance sills or hurricane hook rails and/or laminated glazing that will protect your home in extreme conditions.

## G3 STC Rated System

The G3 STC-rated Pocketing Sliding Glass Door System is ideal for any application that has Sound Transmission Class (STC) requirements. Though acoustic values are typically specific to the glazing selection, the construction of the frame can greatly influence the acoustical performance. The G3 STC-rated system combines enhanced acoustical performance, superior thermal performance, and outstanding functionality.

PLEASE NOTE: Any variation in configuration, sill, or size from tested standards will need to be tested to confirm STC rating.

### G3 System Air & Structure Impact Testing

Panel Size	Glazing	Air Infiltration at 1.57psf (25 MPH)	Water Penetration	Design Pressure	Uniform Load Structural Test	Overload	Impact & Cycling
60"W x 115"H	1¼" IGU (¾" Tempered Over 7/16" HS .090 SPG Inner Layer)	0.10 CFM/FT²	7.5psf (HP Sill) 10.5psf (Extra HP Sill)	+50/-70psf (HP Sill) ±70psf (Extra HP Sill)	±70psf	±105psf	±70psf

### G3 STC Rated System Acoustical Testing

Test Report	Glazing Thickness	Glazing Makeup	STC	OITC
C2184.01-113-11	1⅜"	¼" Laminated Over ¾" Air Space Over ¾" Laminated	42	36
E3296.01	1¼"	¼" Annealed Laminated Over ¾" Annealed Laminated	38	30

\* Testing and performance results may vary depending upon sill, size, and hardware selections. Please be sure to visit our website or contact your Solar Innovations® representative for additional product information.

## Panels

- Minimum panel width: 32"; smaller panels may be available upon engineering approval
- Panel size up to 6' x 15'; larger panel options may be available depending on application
- Motorized panels available

## Glazing

- Designed to accommodate almost any insulated, laminated, decorative, polycarbonate, or solid panel infill from 1¼" to 1⅜"

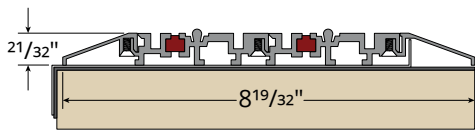
## Performance

- Water performance up to 12psf, depending on sill choice and configuration
- Structural tested up to a design pressure of 70psf
- Higher water and structural performance available with engineering approval

# Sill Options

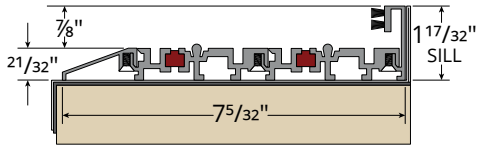
## THERMALLY IMPROVED

Exterior Interior



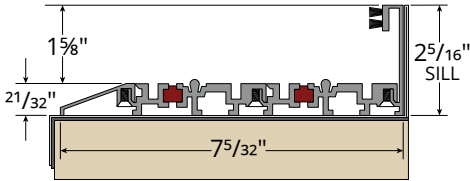
**G3 Sliding Thermal Sill — 5/8" Flat Sill With No Up Leg**  
Limited/no expected field water performance

Exterior Interior



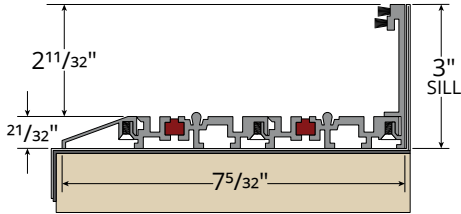
**G3 Sliding Thermal Sill — 1 17/32" Up Leg\***  
4.5PSF expected field water performance

Exterior Interior



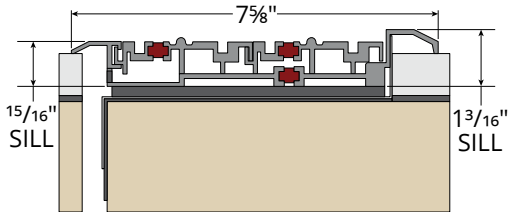
**G3 Sliding Thermal Sill — 2 5/16" Up Leg\***  
8.4PSF expected field water performance

Exterior Interior



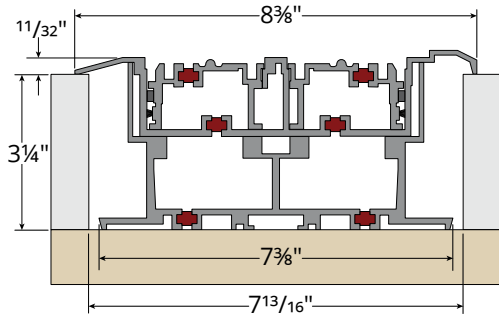
**G3 Sliding Thermal Sill — 3" Up Leg\***  
12PSF expected field water performance

Exterior Interior



**G3 Sliding ADA Sub Sill**  
3-4PSF expected field water performance  
Can use exterior weep flaps or drain tubes  
ADA compliant

Exterior Interior



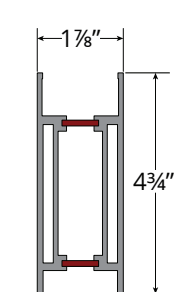
**ADA Tank Sill**  
12PSF expected field water performance  
Can use exterior weep flaps or drain tubes  
ADA compliant

\*Hurricane certified.

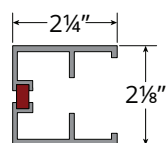
Please note: only standard sill and up leg options are shown. Other variations are available upon request.

# Vertical & Horizontal Rail Options

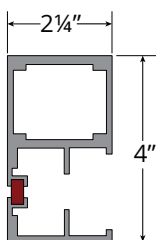
## THERMALLY IMPROVED



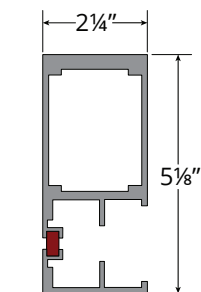
Bottom Rail



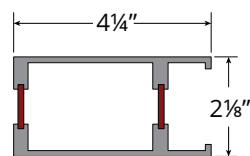
Flush Rail



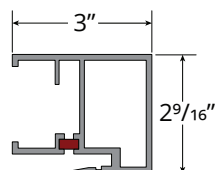
Hurricane Flush Rail



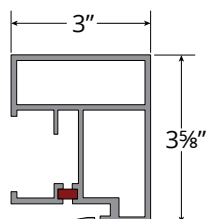
Extra Heavy Hurricane Flush Rail



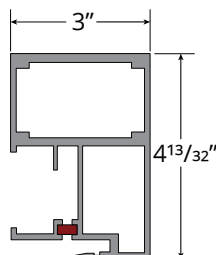
Handle Rail



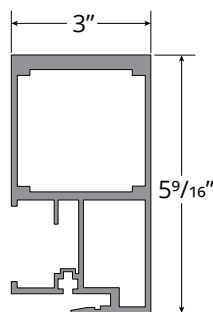
Hook Rail



High Wind Hook Rail



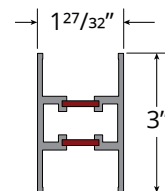
Hurricane Hook Rail



Extra Heavy Hurricane Hook Rail

# Mullions

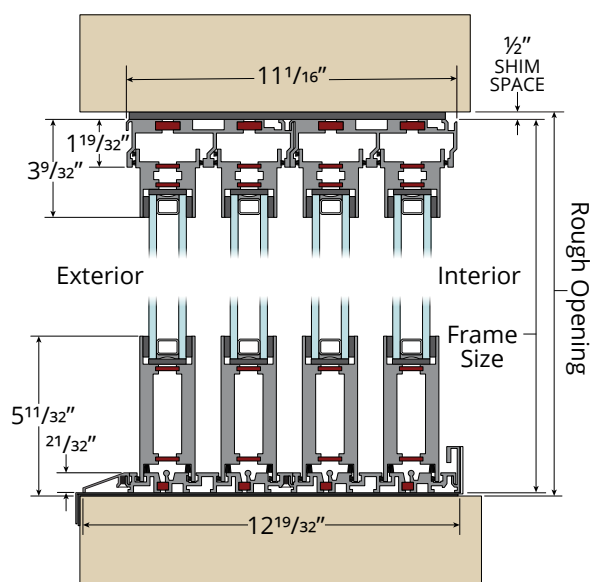
(True Divided Lites)



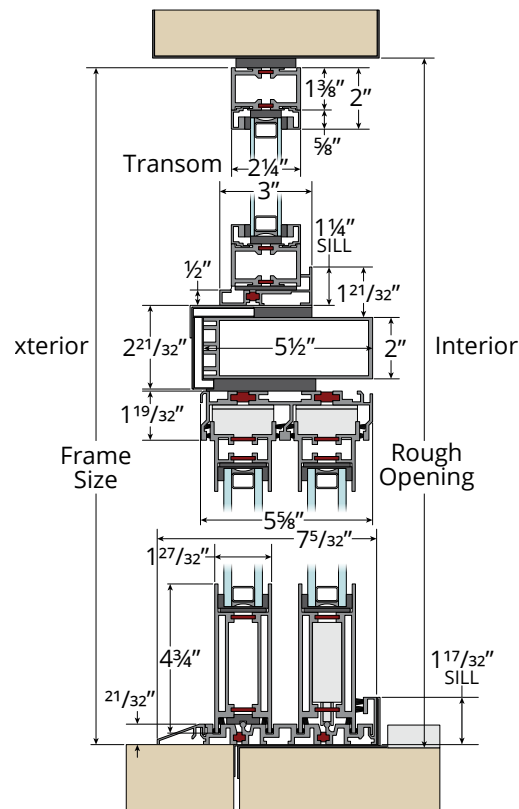
Horizontal Mullion

Please note: All G3 mullions include thermal break, regardless of the system

# Head & Sill Detail



Four Panel OXXX

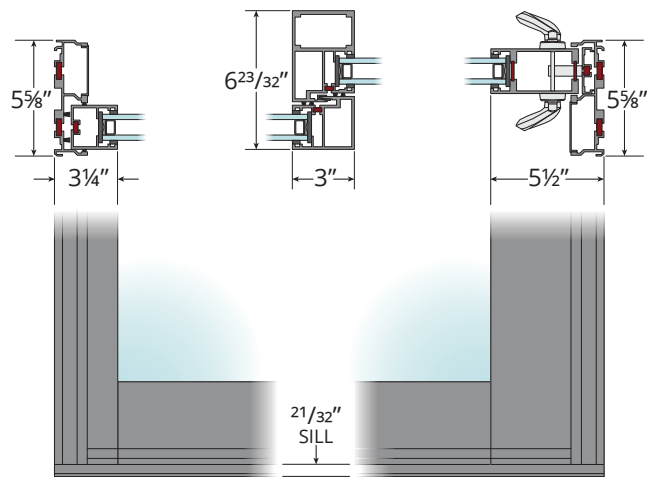


Two Panel XO with Transom

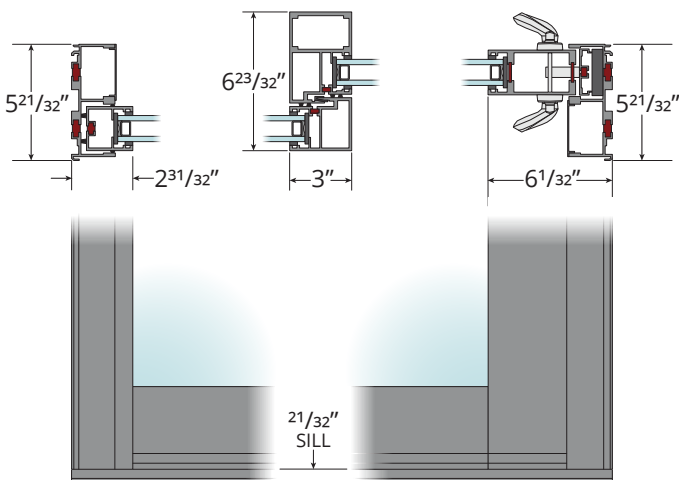
Note: Sliding Doors with a header by Solar Innovations are available on a project-by-project basis.



# Jamb & Elevation Details



Two Panel OX



High Deflection



# Typical Configuration

