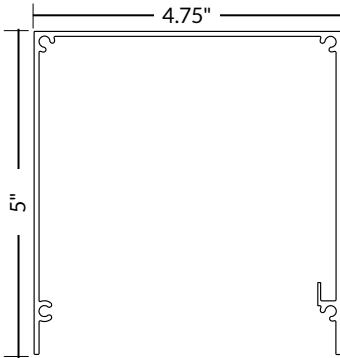
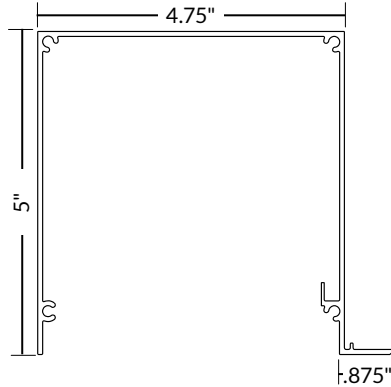


Pockets


4.75" x 5" Pocket



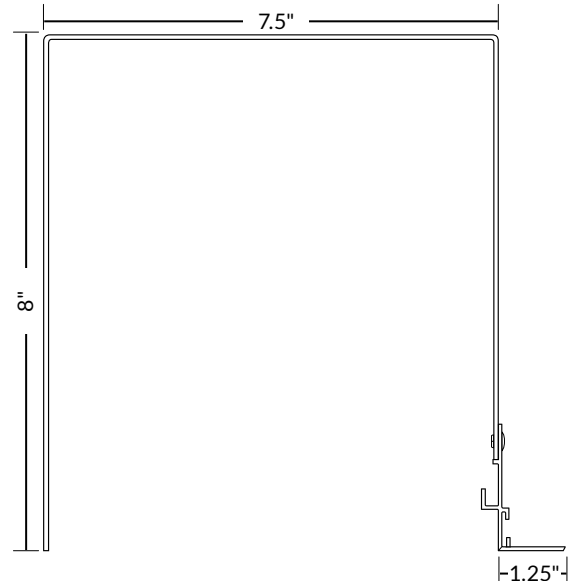
4.75" x 5" Pocket with Tile Support



7.5" x 8" Pocket



7.5" x 8" Pocket with Tile Support



4.75" x 5" Pockets

- Extruded aluminum available in white, clear anodized, or bronze. Paint meets AAMA 2603 spec. 6000 series T5 extruded aluminum.
- Accommodates SL10, SL15, SL20, and SL30 manual shades and motorized shades.
- Maximum roll diameter is 3.675".
- 16' maximum width or cut to size.

7.5" x 8" Dual Shade Pockets

- 24 gauge steel with white powder-coated finish. Paint meets AAMA 2603 spec.
- Accommodates extended motorized, heavy duty motorized, and dual shade system.
- Maximum roll diameter is 3.438" for dual shade system and 6.75" for motorized system.
- 10' maximum stocked size.