

**Description**

Travelling ladders are designed for complex interior and exterior surfaces where access is difficult. They are for buildings with sloped roofs, especially for interior and exterior atriums. Travelling ladders are supported or suspended from tracks that closely follow the line of the façade of the building.

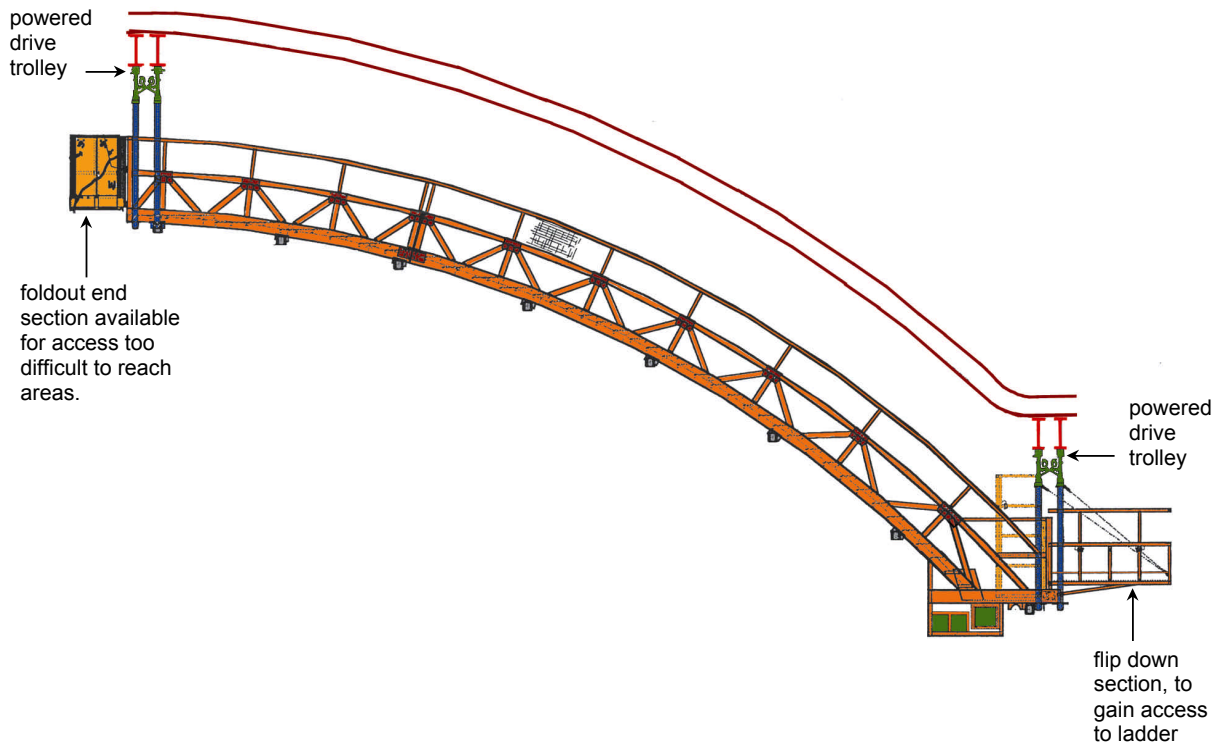
Rolling ladders can have manual or powered platforms, reaching the various points of the façade or roof. Systems include platforms with guardrails, ladders with elevating work cages, folding platforms, enclosed ladders and low visibility ladders.

Ladders, mounted vertically or inclined, travel on special trackways. The rubber tread rollers are designed to run on various surfaces and the ladders can be supplied with fixed, modular or folding guard rails, with circular guard rails for vertically mounted ladders.

The rail and platform systems for atriums are supplied with specially designed aluminum profiles to suit the working conditions. Open meshed floor panels blend well with the structure of the building. Guardrails may be fixed, modular or folding depending on the architectural requirements.

The finish for travelling ladders and platforms is anodized or painted, to match the colour of the roof structure.

**Interior travelling ladder**



**Description**

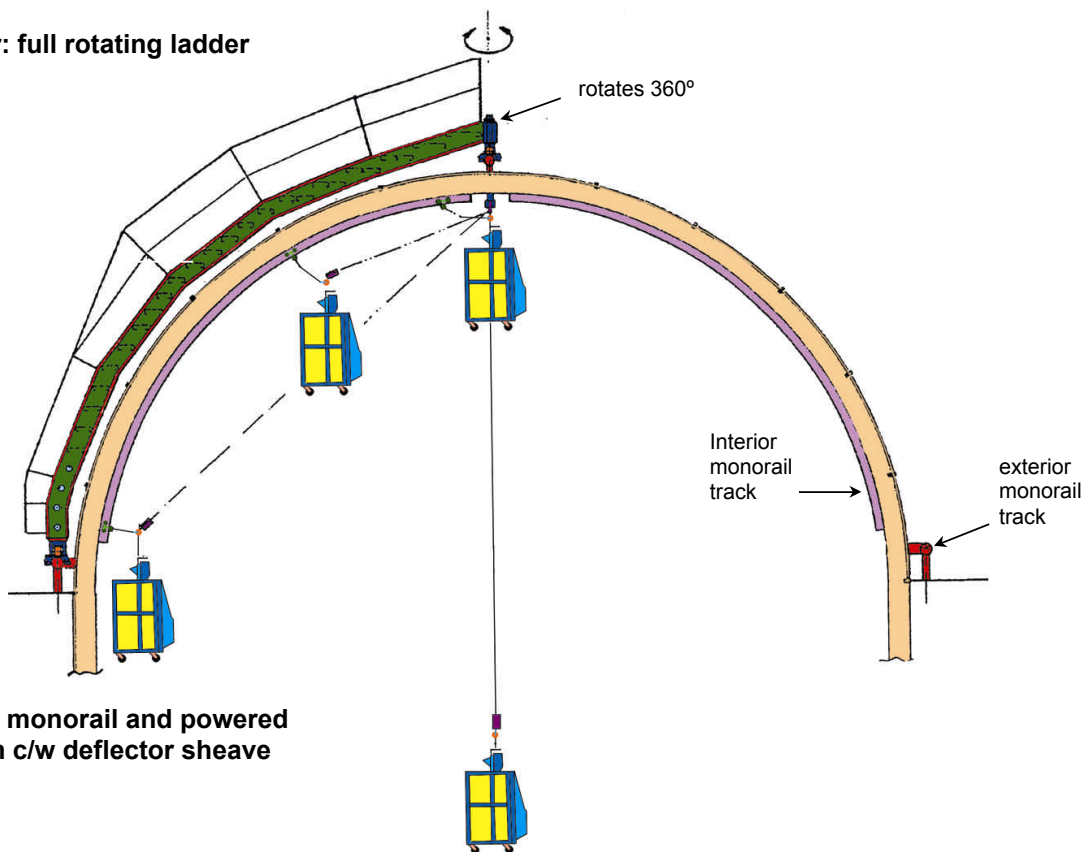
Travelling ladders are designed for complex interior and exterior surfaces where access is difficult. They are for buildings with sloped roofs, especially for interior and exterior atriums. Travelling ladders are supported or suspended from tracks that closely follow the line of the façade of the building.

Rolling ladders can have manual or powered platforms, reaching the various points of the façade or roof. Systems include platforms with guardrails, ladders with elevating work cages, folding platforms, enclosed ladders and low visibility ladders.

Ladders, mounted vertically or inclined, travel on special trackways. The rubber tread rollers are designed to run on various surfaces and the ladders can be supplied with fixed, modular or folding guard rails, with circular guard rails for vertically mounted ladders.

The rail and platform systems for atriums are supplied with specially designed aluminum profiles to suit the working conditions. Open meshed floor panels blend well with the structure of the building. Guardrails may be fixed, modular or folding depending on the architectural requirements.

The finish for travelling ladders and platforms is anodized or painted, to match the colour of the roof structure.

**Exterior: full rotating ladder****Interior: monorail and powered platform c/w deflector sheave**

**Description**

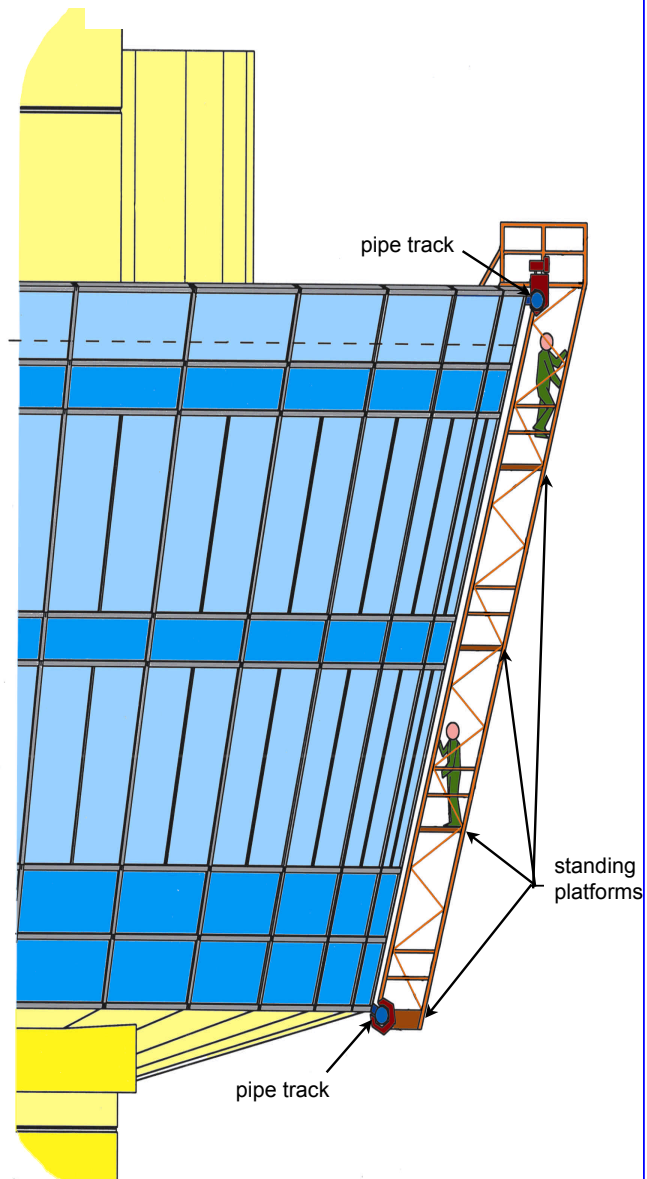
Travelling ladders are designed for complex interior and exterior surfaces where access is difficult. They are for buildings with sloped roofs, especially for interior and exterior atriums. Travelling ladders are supported or suspended from tracks that closely follow the line of the façade of the building.

Rolling ladders can have manual or powered platforms, reaching the various points of the façade or roof. Systems include platforms with guardrails, ladders with elevating work cages, folding platforms, enclosed ladders and low visibility ladders.

Ladders, mounted vertically or inclined, travel on special trackways. The rubber tread rollers are designed to run on various surfaces and the ladders can be supplied with fixed, modular or folding guard rails, with circular guard rails for vertically mounted ladders.

The rail and platform systems for atriums are supplied with specially designed aluminum profiles to suit the working conditions. Open meshed floor panels blend well with the structure of the building. Guardrails may be fixed, modular or folding depending on the architectural requirements.

The finish for travelling ladders and platforms is anodized or painted, to match the colour of the roof structure.

**Exterior enclosed rolling ladder**

**Description**

Travelling ladders are designed for complex interior and exterior surfaces where access is difficult. They are for buildings with sloped roofs, especially for interior and exterior atriums. Travelling ladders are supported or suspended from tracks that closely follow the line of the façade of the building.

Rolling ladders can have manual or powered platforms, reaching the various points of the façade or roof. Systems include platforms with guardrails, ladders with elevating work cages, folding platforms, enclosed ladders and low visibility ladders.

Ladders, mounted vertically or inclined, travel on special trackways. The rubber tread rollers are designed to run on various surfaces and the ladders can be supplied with fixed, modular or folding guard rails, with circular guard rails for vertically mounted ladders.

The rail and platform systems for atriums are supplied with specially designed aluminum profiles to suit the working conditions. Open meshed floor panels blend well with the structure of the building. Guardrails may be fixed, modular or folding depending on the architectural requirements.

The finish for travelling ladders and platforms is anodized or painted, to match the colour of the roof structure.

**Exterior rolling ladder**

