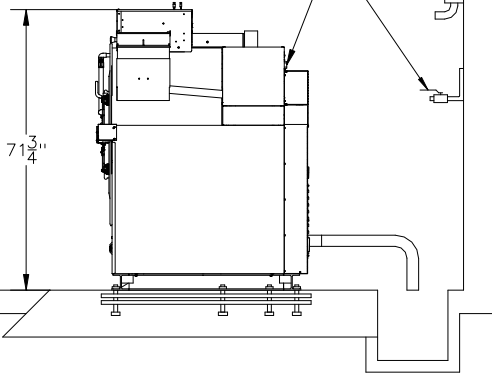


UWN125T3V 125lb Washer-Extractor

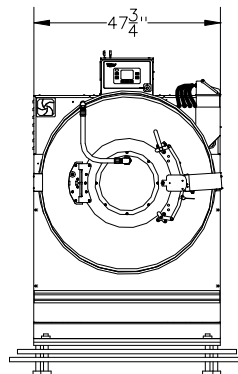
WATER SUPPLY LINES
(1) 1-1/4" HOT
(1) 1-1/4" COLD
PROVIDE (1) 1" BALL VALVE
CUTOFF WITH 1"NPT(M)
CONNECTION & (1) 3/4" BALL
VALVE CUTOFF WITH 3/4NH(M)
CONNECTION PER LINE

3? CIRCUIT BREAKER

WATER INLETS,
2 X 1"NPT MALE
2 X 1 11/16"NH MALE



71 3/4"

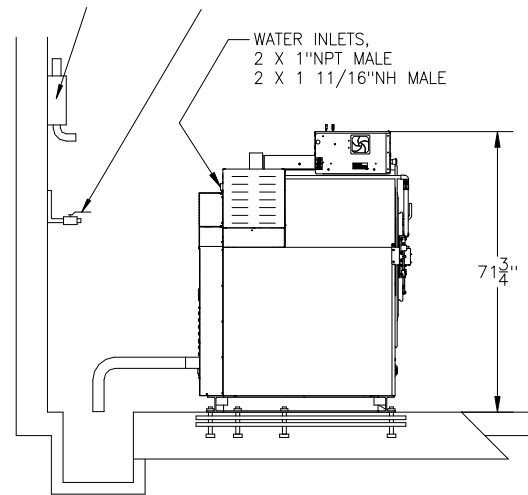


47 3/4"

WATER SUPPLY LINES
(1) 1-1/4" HOT
(1) 1-1/4" COLD
PROVIDE (1) 1" BALL VALVE
CUTOFF WITH 1"NPT(M)
CONNECTION & (1) 3/4" BALL
VALVE CUTOFF WITH 3/4NH(M)
CONNECTION PER LINE

3? CIRCUIT BREAKER

WATER INLETS,
2 X 1"NPT MALE
2 X 1 11/16"NH MALE



71 3/4"